

NOTES:

- MATERIAL:
 - HOUSING: THERMOPLASTIC, HIGH TEMP., UL94V-0; COLOR:NATURAL.
 - ACTUATOR: THERMOPLASTIC, HIGH TEMP., UL94V-0; COLOR:BLACK.
 - CONTACT: COPPER ALLOY
 - FITTING NAIL:COPPER ALLOY
- FINISH:
 - CONTACT:
 - UNDERPLATING: 50u" MIN. NICKEL OVERALL. FINISH:SEE ORDER INFORMATION.
 - FITTING NAIL:
 - UNDERPLATING: 50u" MIN. NICKEL OVERALL. FINISH:SEE ORDER INFORMATION.
- REFLOW SOLDER CAPABLE TO 260°C PER ACES SPEC.
- SPEC. PLS. REFER TO PS-50515-XXXXX PACKING SPEC PLS SEE P/N
- PART NUMBER

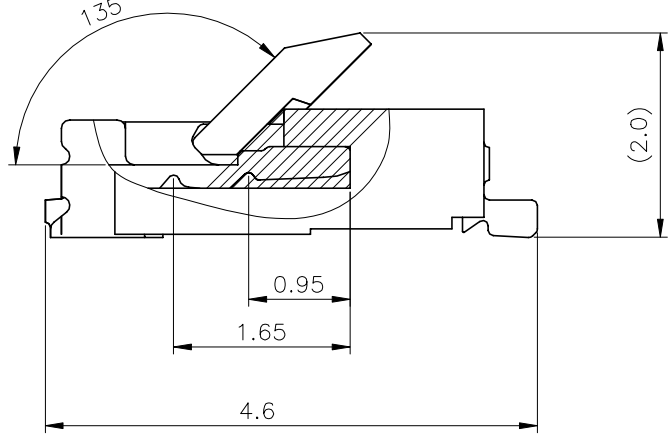
50515-XXX X X -XXX

NO OF CKT	CODE	LOGO	PACKING
	001	ACES	88541-XXXX-TRP
	002	ACES	50515-XXXX-01-TRP

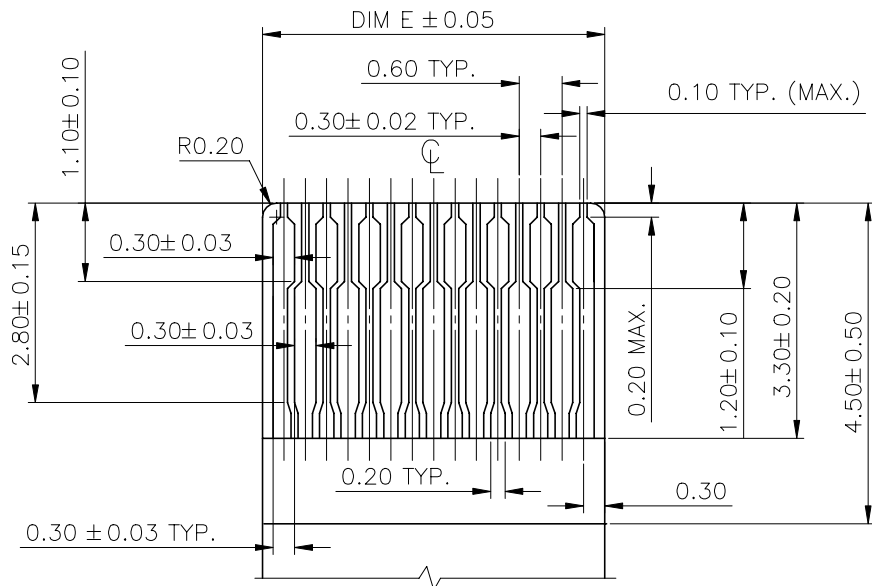
PACKING — PLATING
 0: TAPE & REEL 1: G/F PLATING(LEAD FREE)
 1: TUBE
 4: TAPE & REEL WITH MYLAR
 5: TUBE WITH MYLAR

CKT	Dim A	Dim B	Dim C	Dim D	Dim E	CKT	Dim A	Dim B	Dim C	Dim D	Dim E
11	5.60	2.40	3.00	3.64	3.60	43	15.20	12.00	12.60	13.24	13.20
13	6.20	3.00	3.60	4.24	4.20	45	15.80	12.60	13.20	13.84	13.80
15	6.80	3.60	4.20	4.84	4.80	47	16.40	13.20	13.80	14.44	14.40
17	7.40	4.20	4.80	5.44	5.40	49	17.00	13.80	14.40	15.04	15.00
19	8.00	4.80	5.40	6.04	6.00	51	17.60	14.40	15.00	15.64	15.60
21	8.60	5.40	6.00	6.64	6.60	53	18.20	15.00	15.60	16.24	16.20
23	9.20	6.00	6.60	7.24	7.20	55	18.80	15.60	16.20	16.84	16.80
25	9.80	6.60	7.20	7.84	7.80	57	19.40	16.20	16.80	17.44	17.40
27	10.40	7.20	7.80	8.44	8.40	59	20.00	16.80	17.40	18.04	18.00
29	11.00	7.80	8.40	9.04	9.00	61	20.60	17.40	18.00	18.64	18.60
31	11.60	8.40	9.00	9.64	9.60	63	21.20	18.00	18.60	19.24	19.20
33	12.20	9.00	9.60	10.24	10.20	65	21.80	18.60	19.20	19.84	19.80
35	12.80	9.60	10.20	10.84	10.80	67	22.40	19.20	19.80	20.44	20.40
37	13.40	10.20	10.80	11.44	11.40	69	23.00	19.80	20.40	21.04	21.00
39	14.00	10.80	11.40	12.04	12.00	71	23.60	20.40	21.00	21.64	21.60
41	14.60	11.40	12.00	12.64	12.60						

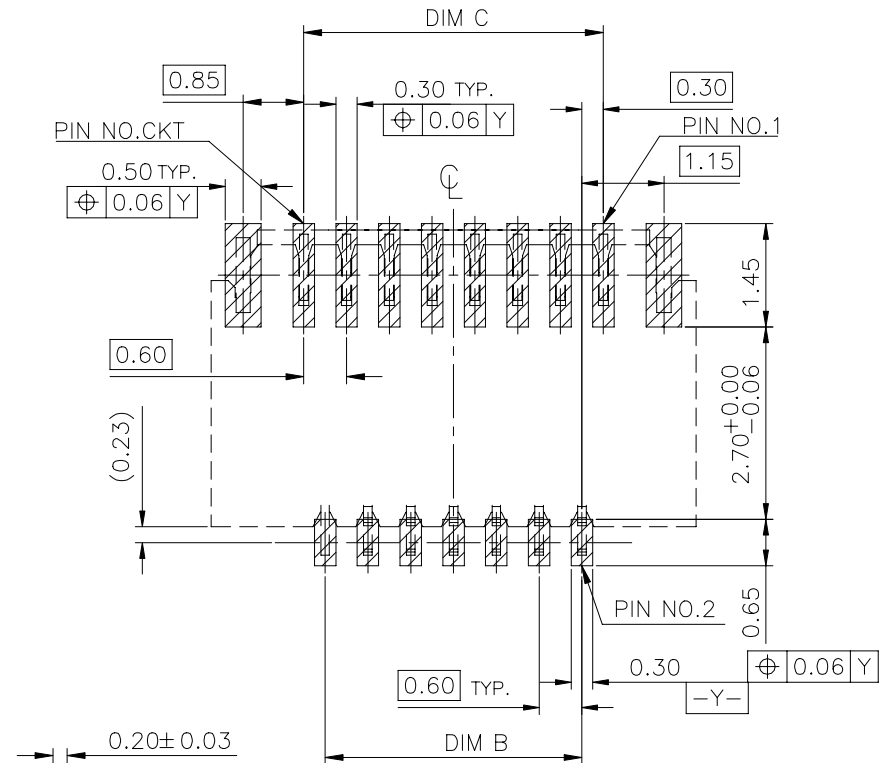
QUALITY SYMBOLS MAJOR Ⓜ CRITICAL Ⓢ GENERAL TOLERANCES (UNLESS SPECIFIED) X ±0.5 XX ±0.25 XXX ±0.15 .XXX ±0.1 ANGLES ±2°	DRAWN BY Rong, Li Ping DATE 20/12/17				
	CHECKED BY Lu, jing quan DATE 20/12/17		TITLE 0.3 EASY ON FPC CONN. SMT R/A B/C Type (H=1.2)		
	APPROVED BY hsieh,fu yu DATE 20/12/17		UNITS mm	SIZE A4	RFQ NO. N/A
	SCALE 10:1		SHEET NO. 1 OF 2	REV H	DWG NO. 50515-XXXXX-XXX



SECTION A-A
SCALE 15:1



APPLICABLE FPC RECOMMENDED DIM
(TOLERANCE: ± 0.02mm)



RECOMMENDED P.C.B. LAYOUT
HATCHED AREA SHOWS SOLDERING LAND.

(TOLERANCE: ± 0.05mm)

QUALITY SYMBOLS MAJOR Ⓢ CRITICAL Ⓢ GENERAL TOLERANCES (UNLESS SPECIFIED) X ±0.5 X ±0.25 .XX ±0.15 .XXX ±0.1 ANGLES ±2°	DRAWN BY Rong, Li Ping 20/12/17	DATE 20/12/17	
	CHECKED BY Lu, jing quan 20/12/17	DATE 20/12/17	
	APPROVED BY hsieh, fu yu 20/12/17	DATE 20/12/17	RFG NO. N/A
	UNITS mm		SIZE A4
	SCALE 10:1	SHEET NO. 2 OF 2	REV H
			DWG NO. 50515-XXXXX-XXX